



Ref:: SD:574/575/11/12::2023-24

24.01.2024

The Vice President BSE Ltd. Phiroze Jeejeebhoy Towers Dalal Street MUMBAI - 400 001 Scrip Code: 532483	The Vice President Listing Department National Stock Exchange of India Ltd EXCHANGE PLAZA Bandra-Kurla Complex, Bandra [E] MUMBAI - 400 051 Scrip Code: CANBK
--------------------------------------------------------------------------------------------------------------------------------------------------------------	-------------------------------------------------------------------------------------------------------------------------------------------------------------------------------------------------------------------------------

Sub: Outcome of Board Meeting - Unaudited (Reviewed) Financial Results (Standalone & Consolidated) for the Third Quarter & Nine Months ended 31.12.2023

Ref: 1. Regulation 33, 52 and other applicable provisions of SEBI (LODR) Regulations, 2015
2. Prior Intimation SD:562/563/11/12::2023-24 dated 12.01.2024

This is to inform that the Board of Directors of the Bank has approved the Unaudited (Reviewed) Financial Results (Standalone & Consolidated) for the Third Quarter & Nine Months ended 31.12.2023 at its meeting held today on 24.01.2024 (Wednesday).

A copy of the Unaudited (Reviewed) Financial Results (Standalone & Consolidated) is enclosed along with the Limited Review Report of the Auditors.

Further, we enclose the following:

- NIL Statement of Deviation/variation in utilization of proceeds of issue of equity shares and Non-Convertible Debt Securities for the Quarter ended 31.12.2023.
- Security Cover Certificate as on 31.12.2023. [Regulation 54 and 56 of the SEBI (LODR) Regulations, 2015]

The meeting of the Board of Directors commenced at 11.00 a.m. and concluded at 12:30 p.m.

The Financial Results are also available in the Bank's website (www.canarabank.com).

This is for your information and records.

Yours faithfully,

SANTOSH KUMAR BARIK
COMPANY SECRETARY

सचिवालय विभाग
प्रधान कार्यालय
112, जे सी रोड, बेंगलूरु - 560002
E-Mail - hosecretarial@canarabank.com

Secretarial Department
Head Office
112 J C Road, Bengaluru - 560002
www.canarabank.com
F +91 80 22248831
T +91 80 22100250

STANDALONE FINANCIAL RESULTS FOR THE QUARTER AND NINE MONTHS ENDED 31ST DECEMBER 2023

(₹ in Crore)

Sl. No.	PARTICULARS	QUARTER ENDED			NINE MONTHS ENDED		YEAR ENDED	
		(REVIEWED)	(REVIEWED)	(REVIEWED)	(REVIEWED)	(REVIEWED)	(AUDITED)	
		31.12.2023	30.09.2023	31.12.2022	31.12.2023	31.12.2022	31.03.2023	
1	INTEREST EARNED (a)+(b)+(c)+(d)	28,038.83	26,837.68	22,231.42	79,880.58	60,514.98	84,424.78	
	(a) Interest/discount on advances/bills	19,893.56	19,366.95	16,209.89	57,324.75	43,818.88	61,356.58	
	(b) Income on Investments	5,775.05	5,646.53	4,946.94	16,770.60	14,268.53	19,532.08	
	(c) Interest on balances with Reserve Bank of India & Other Inter-Bank Funds	968.04	1,160.82	855.14	3,234.05	1,968.92	2,950.20	
	(d) Others	1,402.18	663.38	219.45	2,551.18	458.65	585.92	
2	Other Income	4,295.10	4,634.50	3,986.44	13,748.61	13,987.03	18,762.20	
3	TOTAL INCOME (1+2)	32,333.93	31,472.18	26,217.86	93,629.19	74,502.01	1,03,186.98	
4	Interest Expended	18,621.73	17,934.69	13,631.47	52,894.84	37,696.48	52,989.49	
5	Operating Expenses (i)+(ii)	6,906.67	5,921.91	5,634.33	18,709.22	16,341.76	22,481.48	
	(i) Employees Cost	4,533.33	3,791.41	3,481.51	11,975.77	10,017.38	13,743.83	
	(ii) Other Operating Expenses (All items exceeding 10% of the total expenditure excluding interest expenditure may be shown separately)	2,373.34	2,130.50	2,152.82	6,733.45	6,324.38	8,737.65	
6	TOTAL EXPENSES ((4+5) excluding Provisions & Contingencies)	25,528.40	23,856.60	19,265.80	71,604.06	54,038.24	75,470.97	
7	Operating Profit before Provisions and Contingencies (3-6)	6,805.53	7,615.58	6,952.06	22,025.13	20,463.77	27,716.01	
8	Provisions (Other than Tax) and Contingencies #	1,898.91	2,607.95	3,121.20	7,225.79	10,448.06	13,543.01	
	of which provisions for Non-performing assets	2,106.89	2,200.80	1,920.02	6,725.33	7,338.31	9,737.55	
9	Exceptional Items	-	-	-	-	-	-	
10	Profit (+) / Loss (-) from Ordinary Activities before tax (7-8-9)	4,906.62	5,007.63	3,830.86	14,799.34	10,015.71	14,173.00	
11	Tax expense	1,250.50	1,401.49	949.34	4,002.24	2,586.69	3,569.24	
12	Net Profit (+) / Loss (-) from Ordinary Activities after tax (10-11)	3,656.12	3,606.14	2,881.52	10,797.10	7,429.02	10,603.76	
13	Extraordinary items (net of tax expense)	-	-	-	-	-	-	
14	Net Profit (+) / Loss (-) for the period (12-13)	3,656.12	3,606.14	2,881.52	10,797.10	7,429.02	10,603.76	
15	Paid up Equity Share Capital (Face Value of each share Rs.10/-)	1,814.13	1,814.13	1,814.13	1,814.13	1,814.13	1,814.13	
16	Reserves excluding Revaluation Reserves						64,318.01	
17	Analytical Ratios							
	(i) Percentage of shares held by Government of India	62.93%	62.93%	62.93%	62.93%	62.93%	62.93%	
	(ii) Capital Adequacy Ratio - Basel III	15.78%	16.20%	16.72%	15.78%	16.72%	16.68%	
	(a) Common Equity Tier I Ratio	11.28%	11.58%	11.45%	11.28%	11.45%	11.59%	
	(b) Additional Tier 1 Ratio	2.10%	2.02%	2.23%	2.10%	2.23%	2.19%	
	(iii) Earnings per Share (EPS)							
	a) Basic and diluted EPS before Extraordinary items (net of tax expense) for the period, for the year to date and for the previous year (Quarter numbers are not annualised)	20.15	19.88	15.88	59.52	40.95	58.45	
	b) Basic and diluted EPS after Extraordinary items (net of tax expense) for the period, for the year to date and for the previous year (Quarter numbers are not annualised)	20.15	19.88	15.88	59.52	40.95	58.45	
	(iv) NPA Ratios							
	(a) Amount of Gross Non Performing Assets	41,721.90	43,955.59	50,142.77	41,721.90	50,142.77	46,159.51	
	(b) Amount of Net Non Performing Assets	12,175.90	12,554.00	15,981.74	12,175.90	15,981.74	14,349.33	
	(c) Percentage of Gross Non Performing Assets	4.39%	4.76%	5.89%	4.39%	5.89%	5.35%	
	(d) Percentage of Net Non Performing Assets	1.32%	1.41%	1.96%	1.32%	1.96%	1.73%	
	(v) Return on Assets (Annualised)	1.01%	1.02%	0.88%	1.01%	0.76%	0.81%	
	(vi) Debt Equity Ratio*	0.59	0.53	0.52	0.59	0.52	0.51	
	(vii) Total Debts to Total Assets Ratio**	6.02%	5.68%	4.20%	6.02%	4.20%	4.32%	
	(viii) Capital Redemption Reserve/ Debenture Redemption Reserve	NOT APPLICABLE						
	(ix) Outstanding Redeemable Preference Shares	NOT APPLICABLE						
	(x) Operating Margin (%)	21.05%	24.20%	26.52%	23.52%	27.47%	26.86%	
	(xi) Net Profit margin (%)	11.31%	11.46%	10.99%	11.53%	9.97%	10.28%	
	(xii) Net Worth	70,893.01	67,479.91	58,895.78	70,893.01	58,895.78	60,195.34	

*Debt represents borrowings with residual maturity of more than one year.

**Total Debts represent total borrowings of the Bank.

Due to writeback of provision in Standard Assets, total provision is appearing lower than NPA provision for Quarter-ended 31.12.2023.



STANDALONE SEGMENT REPORTING FOR THE QUARTER AND NINE MONTHS ENDED 31ST DECEMBER 2023

(₹. In Crore)

BUSINESS SEGMENTS	QUARTER ENDED			NINE MONTHS ENDED		YEAR ENDED
	(REVIEWED)	(REVIEWED)	(REVIEWED)	(REVIEWED)	(REVIEWED)	(AUDITED)
	31.12.2023	30.09.2023	31.12.2022	31.12.2023	31.12.2022	31.03.2023
(1) Segment Revenue						
a Treasury Operations	6,100.38	6,034.83	5,149.10	17,837.01	16,849.16	21,972.70
b Retail Banking Operations	15,650.69	15,202.75	12,813.27	44,701.71	34,612.24	48,303.28
i) Digital Banking *	0.44	0.30	-	0.92	-	0.15
ii) Other Retail Banking	15,650.25	15,202.45	-	44,700.79	-	48,303.13
c Wholesale Banking Operations	10,582.86	10,234.60	8,255.49	31,090.47	23,040.61	32,911.00
d Life Insurance Operation	-	-	-	-	-	-
e Other Banking Operation	-	-	-	-	-	-
f Unallocated	-	-	-	-	-	-
Total	32,333.93	31,472.18	26,217.86	93,629.19	74,502.01	1,03,186.98
Less: Inter Segment Revenue	-	-	-	-	-	-
Income from operations	32,333.93	31,472.18	26,217.86	93,629.19	74,502.01	1,03,186.98
(2) Segment Results						
a Treasury Operations	1,210.76	1,061.88	1,097.85	3,348.78	3,769.37	4,632.85
b Retail Banking Operations	3,994.77	3,999.63	2,975.54	12,003.39	6,150.83	11,558.04
i) Digital Banking *	(1.10)	(1.11)	-	(3.29)	-	(2.66)
ii) Other Retail Banking	3,995.87	3,994.74	-	12,006.68	-	11,560.70
c Wholesale Banking Operations	(298.91)	(47.88)	(242.53)	(552.83)	(1,904.49)	(2,017.99)
d Life Insurance Operation	-	-	-	-	-	-
e Other Banking Operations	-	-	-	-	-	-
Total	4,906.62	5,007.63	3,830.86	14,789.34	10,015.71	14,173.00
Unallocated Income/Expenses (Including Provisions and contingencies)	-	-	-	-	-	-
Total Profit Before tax	4,906.62	5,007.63	3,830.86	14,789.34	10,015.71	14,173.00
Income tax	1,250.50	1,401.49	949.34	4,002.24	2,585.69	3,569.24
Net Profit/(Loss)	3,656.12	3,606.14	2,881.52	10,787.10	7,429.02	10,603.76
(3) Segment Assets						
a Treasury Operations	4,03,736.62	3,97,719.70	3,56,629.18	4,03,736.62	3,66,629.18	3,70,108.00
b Retail Banking Operations	5,04,920.02	4,82,546.48	4,40,375.22	5,04,920.02	4,40,375.22	4,41,612.80
i) Digital Banking *	13.57	8.68	-	13.57	-	3.44
ii) Other Retail Banking	5,04,906.45	4,82,537.80	-	5,04,906.45	-	4,41,609.36
c Wholesale Banking Operations	5,22,878.95	5,01,796.99	4,54,769.04	5,22,878.95	4,54,769.04	4,81,284.78
d Life Insurance Operation	-	-	-	-	-	-
e Other Banking Operations	-	-	-	-	-	-
f Unallocated	37,549.91	43,998.97	57,810.85	37,549.91	57,810.85	52,726.67
Total Assets	14,69,085.50	14,26,062.14	13,19,584.09	14,69,085.50	13,19,584.09	13,45,732.25
(4) Segment Liabilities						
a Treasury Operations	3,69,124.40	3,62,360.23	3,46,534.92	3,69,124.40	3,46,534.92	3,40,422.87
b Retail Banking Operations	4,62,114.07	4,54,709.40	4,29,018.78	4,62,114.07	4,29,018.78	4,15,293.01
i) Digital Banking *	13.89	11.22	-	13.89	-	6.51
ii) Other Retail Banking	4,62,100.18	4,54,698.18	-	4,62,100.18	-	4,15,286.50
c Wholesale Banking Operations	5,22,784.71	4,98,965.07	4,49,295.60	5,22,784.71	4,49,295.60	4,79,259.30
d Life Insurance Operation	-	-	-	-	-	-
e Other Banking Operations	-	-	-	-	-	-
f Unallocated	30,682.50	29,303.39	22,092.40	30,682.50	22,092.40	37,149.88
Total Liabilities	13,84,705.68	13,45,338.09	12,46,941.70	13,84,705.68	12,46,941.70	12,72,125.06
(5) Capital Employed						
a Treasury Operations	34,612.22	35,369.47	20,094.26	34,612.22	20,094.26	29,685.13
b Retail Banking Operations	42,805.95	27,837.08	11,356.44	42,805.95	11,356.44	26,319.79
i) Digital Banking *	(0.32)	(2.64)	-	(0.32)	-	(3.07)
ii) Other Retail Banking	42,806.27	27,839.72	-	42,806.27	-	26,322.86
c Wholesale Banking Operations	94.24	2,831.92	5,473.44	94.24	5,473.44	2,025.46
d Life Insurance Operation	-	-	-	-	-	-
e Other Banking Operations	-	-	-	-	-	-
f Unallocated	6,867.41	14,695.58	35,718.25	6,867.41	35,718.25	15,976.79
Total Capital Employed	84,378.82	80,724.05	72,642.39	84,378.82	72,642.39	73,607.19

GEOGRAPHICAL SEGMENTS	QUARTER ENDED			NINE MONTHS ENDED		YEAR ENDED
	(REVIEWED)	(REVIEWED)	(REVIEWED)	(REVIEWED)	(REVIEWED)	(AUDITED)
	31.12.2023	30.09.2023	31.12.2022	31.12.2023	31.12.2022	31.03.2023
(1) Revenue						
a Domestic	30,751.37	29,889.73	24,992.91	88,872.59	72,101.02	99,353.19
b International	1,582.56	1,582.45	1,224.95	4,756.60	2,400.99	3,833.79
Total	32,333.93	31,472.18	26,217.86	93,629.19	74,502.01	1,03,186.98
(2) Assets						
a Domestic	13,53,246.46	13,18,401.49	12,06,984.24	13,53,246.46	12,06,984.24	12,28,635.58
b International	1,15,839.04	1,07,660.65	1,12,599.85	1,15,839.04	1,12,599.85	1,17,096.67
Total	14,69,085.50	14,26,062.14	13,19,584.09	14,69,085.50	13,19,584.09	13,45,732.25

Notes on Segment Reporting:


1 As per RBI guidelines and in compliance with the applicable Accounting Standards, the Bank has classified "Treasury Operations", "Retail Banking Operations", "Wholesale Banking Operations", "Life Insurance Operations" and "Other Banking Operations" as primary business segments and "Domestic" and "International" as secondary/geographic segments for the purpose of compliance with AS-17 on Segment Reporting issued by ICAI.

*As per RBI Circular DOR.AUT.REC.12/22.01.001/2022-23 dated April 7, 2022 on establishment of Digital Banking Units (DBUs), the RBI has prescribed reporting of Digital Banking Segment as a sub-segment of Retail Banking Segment under Accounting Standard -17 "Segment Accounting". The information about Digital Banking Segment reported as a sub segment of Retail Banking Segment is related to the Digital Banking Units of the Bank.

2 Segment revenue represents revenue from external customers.

3 Capital employed for each segment has been allocated proportionate to the assets of the segment.

4 Figures of the previous periods have been regrouped/reclassified wherever considered necessary to conform to current period classification.



CONSOLIDATED FINANCIAL RESULTS FOR THE QUARTER AND NINE MONTHS ENDED 31ST DECEMBER 2023

(₹ in Crore)

Sl. No.	PARTICULARS	QUARTER ENDED			NINE MONTHS ENDED		YEAR ENDED
		(REVIEWED)	(REVIEWED)	(REVIEWED)	(REVIEWED)	(REVIEWED)	(AUDITED)
		31.12.2023	30.09.2023	31.12.2022	31.12.2023	31.12.2022	31.03.2023
1	INTEREST EARNED (a)+(b)+(c)+(d)	28,492.24	27,289.61	22,561.26	81,232.64	61,580.50	85,884.72
	(a) Interest/discount on advances/bills	19,888.78	19,371.19	16,203.40	57,328.57	43,806.75	61,371.79
	(b) Income on Investments	6,232.77	6,101.68	5,305.12	18,133.84	15,342.16	21,003.66
	(c) Interest on balances with Reserve Bank of India & Other Inter-Bank Funds	943.97	1,164.31	835.20	3,217.18	1,977.63	2,961.62
	(d) Others	1,426.72	652.43	217.54	2,553.05	453.96	547.65
2	Other Income	7,137.94	6,601.60	5,776.82	20,548.16	17,855.22	25,325.04
3	TOTAL INCOME (1+2)	35,630.18	33,891.21	28,338.08	1,01,780.80	79,435.72	1,11,209.76
4	Interest Expended	18,620.26	17,934.27	13,621.53	52,891.50	37,698.22	52,990.06
5	Operating Expenses (i)+(ii)	10,102.30	8,250.34	7,707.20	26,622.55	21,089.56	30,245.42
	(i) Employees Cost	4,695.54	3,956.77	3,646.69	12,462.52	10,451.65	14,292.75
	(ii) Other Operating Expenses (All items exceeding 10% of the total expenditure excluding Interest expenditure may be shown separately)	5,406.76	4,293.57	4,060.51	14,160.03	10,637.91	15,952.67
6	TOTAL EXPENSES ((4+5) excluding Provisions & Contingencies)	28,722.56	26,184.61	21,328.73	79,514.05	58,787.78	83,235.48
7	Operating Profit before Provisions and Contingencies (3-6)	6,907.62	7,706.60	7,009.35	22,266.75	20,647.94	27,974.28
8	Provisions (Other than Tax) and Contingencies #	1,899.03	2,608.58	3,123.50	7,227.25	10,450.01	13,547.62
	of which provisions for Non-performing assets	2,106.89	2,200.75	1,919.26	6,725.24	7,337.09	9,739.16
9	Exceptional Items	-	-	-	-	-	-
10	Profit (+) / Loss (-) from Ordinary Activities before tax (7-8-9)	5,008.59	5,098.02	3,885.85	15,039.50	10,197.93	14,426.66
11	Tax expense	1,270.33	1,420.63	962.69	4,050.35	2,622.97	3,618.86
12	Net Profit (+) / Loss (-) from Ordinary Activities after tax (10-11)	3,738.26	3,677.39	2,923.16	10,989.15	7,574.96	10,807.80
13	Extraordinary Items (net of tax expense)	-	-	-	-	-	-
14	Net Profit (+) / Loss (-) for the period (12-13)	3,738.26	3,677.39	2,923.16	10,989.15	7,574.96	10,807.80
15	Add: Share of Earnings in Associates	88.29	151.46	135.08	421.07	405.98	536.79
16	Less: Minority Interest	36.34	31.18	25.32	83.41	62.70	89.84
17	Net Profit (+) / Loss (-) after Minority Interest (14+15-16)	3,790.21	3,797.67	3,032.92	11,326.81	7,918.24	11,254.75
18	Paid up Equity Share Capital (Face Value of each share-Rs.10/-)	1,814.13	1,814.13	1,814.13	1,814.13	1,814.13	1,814.13
19	Reserves excluding Revaluation Reserves						68750.39
20	Analytical Ratios						
	(i) Percentage of shares held by Government of India	62.93%	62.93%	62.93%	62.93%	62.93%	62.93%
	(ii) Capital Adequacy Ratio - Basel III	15.83%	16.24%	16.76%	15.83%	16.76%	16.73%
	(a) Common Equity Tier I Ratio	11.33%	11.64%	11.51%	11.33%	11.51%	11.65%
	(b) Additional Tier I Ratio	2.10%	2.01%	2.22%	2.10%	2.22%	2.19%
	(iii) Earnings per Share (EPS)						
	a) Basic and diluted EPS before Extraordinary items (net of tax expense) for the period, for the year to date and for the previous year (Quarter numbers are not annualised)	20.89	20.93	16.72	62.44	43.65	62.04
	b) Basic and diluted EPS after Extraordinary items (net of tax expense) for the period, for the year to date and for the previous year (Quarter numbers are not annualised)	20.89	20.93	16.72	62.44	43.65	62.04
	(iv) NPA Ratios						
	(a) Amount of Gross Non Performing Assets	41,776.52	44,009.59	50,211.51	41,776.52	50,211.51	46,213.54
	(b) Amount of Net Non Performing Assets	12,183.43	12,560.88	15,992.96	12,183.43	15,992.96	14,356.16
	(c) Percentage of Gross Non Performing Assets	4.39%	4.76%	5.90%	4.39%	5.90%	5.35%
	(d) Percentage of Net Non Performing Assets	1.32%	1.41%	1.96%	1.32%	1.96%	1.73%
	(v) Return on Assets (Annualised)	1.01%	1.04%	0.91%	1.03%	0.79%	0.85%

Due to writeback of provision in Standard Assets, total provision is appearing lower than NPA provision for Quarter ended 31.12.2023.





(Head Office: Bengaluru - 2)

CONSOLIDATED SEGMENT REPORTING FOR THE QUARTER AND NINE MONTHS ENDED 31ST DECEMBER 2023

(₹ In Crore)

BUSINESS SEGMENTS	QUARTER ENDED			NINE MONTHS ENDED		YEAR ENDED
	(REVIEWED)	(REVIEWED)	(REVIEWED)	(REVIEWED)	(REVIEWED)	(AUDITED)
	31.12.2023	30.09.2023	31.12.2022	31.12.2023	31.12.2022	31.03.2023
(1) Segment Revenue						
a Treasury Operations	6,100.38	6,034.83	5,149.10	17,837.61	16,849.18	21,972.70
b Retail Banking Operations	15,605.49	15,102.41	12,156.12	44,449.81	33,822.13	49,056.07
i) Digital Banking *	0.44	0.30	-	0.92	-	0.15
ii) Other Retail Banking	15,605.05	15,102.11	-	44,448.89	-	48,054.92
c Wholesale Banking Operations	10,553.50	10,167.66	7,819.72	30,915.27	22,514.65	32,741.90
d Life Insurance Operation	3,370.81	2,586.31	3,213.14	8,578.71	6,248.77	8,440.03
e Other Banking Operation	-	-	-	-	-	-
f Unallocated	-	-	-	-	-	-
Total	35,630.18	33,891.21	28,338.08	1,01,780.80	79,435.72	1,11,209.76
Less: Inter Segment Revenue	-	-	-	-	-	-
Income from operations	35,630.18	33,891.21	28,338.08	1,01,780.80	79,435.72	1,11,209.76
(2) Segment Results						
a Treasury Operations	1,210.76	1,061.89	1,097.85	3,349.78	3,769.37	4,632.95
b Retail Banking Operations	4,068.29	4,048.85	2,697.04	12,180.88	8,223.32	11,649.53
i) Digital Banking *	(1.10)	(1.11)	-	(3.29)	-	(2.66)
ii) Other Retail Banking	4,069.39	4,050.00	-	12,184.17	-	11,652.19
c Wholesale Banking Operations	(303.20)	(52.82)	(228.88)	(560.07)	(1,856.25)	(1,955.64)
d Life Insurance Operation	42.74	40.00	19.82	90.23	61.49	99.82
e Other Banking Operations	-	-	-	-	-	-
f Unallocated	5,008.59	5,089.02	3,885.85	15,039.50	10,197.93	14,426.66
Unallocated Income/Expenses (including Provisions and contingencies)	-	-	-	-	-	-
Total Profit Before tax	5,008.59	5,089.02	3,885.85	15,039.50	10,197.93	14,426.66
Income tax	1,278.33	1,420.63	962.69	4,050.35	2,622.97	3,618.88
Net Profit/(Loss)	3,738.26	3,677.39	2,923.16	10,989.15	7,574.96	10,807.78
ADD: Share of Earnings in Associates	69.29	151.46	135.08	421.07	405.98	556.79
Less: Minority Interest	36.34	31.18	25.32	83.41	62.70	89.84
Consolidated Profit (+) / Loss(-) after Minority Interest	3,790.21	3,797.57	3,032.92	11,326.81	7,918.24	11,254.75
(3) Segment Assets						
a Treasury Operations	4,03,739.62	3,97,749.70	3,66,629.18	4,03,739.62	3,68,629.18	3,70,108.00
b Retail Banking Operations	5,04,920.02	4,82,546.48	4,40,375.22	5,04,920.02	4,40,375.22	4,41,612.80
i) Digital Banking *	13.67	8.58	-	13.67	-	3.44
ii) Other Retail Banking	5,04,906.45	4,82,537.90	-	5,04,906.45	-	4,41,609.36
c Wholesale Banking Operations	5,22,878.95	5,01,797.00	4,54,769.04	5,22,878.95	4,54,769.04	4,81,284.78
d Life Insurance Operation	36,458.98	34,198.58	30,192.85	36,458.98	30,192.85	31,309.95
e Other Banking Operations	-	-	-	-	-	-
f Unallocated	41,856.61	48,389.49	61,700.60	41,856.61	61,700.60	58,714.03
Total Assets	15,09,951.18	14,64,651.23	13,53,686.89	15,09,951.18	13,53,686.89	13,81,028.56
(4) Segment Liabilities						
a Treasury Operations	3,69,124.40	3,62,360.23	3,46,534.92	3,69,124.40	3,48,534.92	3,40,422.87
b Retail Banking Operations	4,62,114.07	4,54,709.40	4,29,018.78	4,62,114.07	4,29,018.78	4,15,293.01
i) Digital Banking *	13.89	11.22	-	13.89	-	8.51
ii) Other Retail Banking	4,62,100.18	4,54,698.18	-	4,62,100.18	-	4,15,284.50
c Wholesale Banking Operations	5,22,784.71	4,98,865.07	4,49,295.60	5,22,784.71	4,49,295.60	4,79,259.30
d Life Insurance Operation	35,057.32	33,516.31	29,531.70	35,057.32	28,531.70	28,956.89
e Other Banking Operations	-	-	-	-	-	-
f Unallocated	30,620.20	28,845.77	22,321.86	30,620.20	22,321.86	37,139.85
Total Liabilities	14,19,700.70	13,78,195.78	12,78,702.86	14,19,700.70	12,78,702.86	13,02,072.02
(5) Capital Employed						
a Treasury Operations	34,612.22	35,359.47	20,094.26	34,612.22	20,094.26	29,685.13
b Retail Banking Operations	42,805.95	27,837.08	11,356.44	42,805.95	11,356.44	26,319.79
i) Digital Banking *	(0.32)	(2.64)	-	(0.32)	-	(3.07)
ii) Other Retail Banking	42,806.27	27,839.72	-	42,806.27	-	26,322.86
c Wholesale Banking Operations	94.24	2,831.93	5,473.44	94.24	5,473.44	2,025.48
d Life Insurance Operation	1,401.66	682.26	660.95	1,401.66	660.95	1,353.06
e Other Banking Operations	-	-	-	-	-	-
f Unallocated	11,336.41	19,743.71	39,378.74	11,336.41	38,378.74	19,574.08
Total Capital Employed	90,250.48	86,454.45	76,963.83	90,250.48	76,963.83	78,957.54

GEOGRAPHICAL SEGMENTS	QUARTER ENDED			NINE MONTHS ENDED		YEAR ENDED
	(REVIEWED)	(REVIEWED)	(REVIEWED)	(REVIEWED)	(REVIEWED)	(AUDITED)
	31.12.2023	30.09.2023	31.12.2022	31.12.2023	31.12.2022	31.03.2023
(1) Revenue						
a Domestic	34,040.05	32,301.44	27,136.38	87,001.47	77,012.29	1,07,344.38
b International	1,590.13	1,889.77	1,201.70	4,779.33	2,423.43	3,865.36
Total	35,630.18	33,891.21	28,338.08	1,01,780.80	79,435.72	1,11,209.76
(2) Assets						
a Domestic	13,93,768.98	13,56,645.68	12,40,862.12	13,93,768.98	12,40,862.12	12,63,546.93
b International	1,16,182.20	1,08,005.55	1,12,804.57	1,16,182.20	1,12,804.57	1,17,482.63
Total	15,09,951.18	14,64,651.23	13,53,686.89	15,09,951.18	13,53,686.89	13,81,028.56

Notes on Segment Reporting:


1. As per RBI guidelines and in compliance with the applicable Accounting Standards, the Bank has classified "Treasury Operations", "Retail Banking Operations", "Wholesale Banking Operations", "Life Insurance Operations" and "Other Banking Operations" as primary business segments and "Domestic" and "International" as secondary/geographic segments for the purpose of compliance with AS-17 on Segment Reporting issued by ICAI.

*As per RBI Circular DOR.AUT.REG.12/22.01.001/2022-23 dated April 7, 2022 on establishment of Digital Banking Units (DBUs), the RBI has prescribed reporting of Digital Banking Segment as a sub-segment of Retail Banking Segment under Accounting Standard -17 "Segment Accounting". The information about Digital Banking Segment reported as a sub segment of Retail Banking Segment is related to the Digital Banking Units of the Bank.

2. Segment revenue represents revenue from external customers.


3. Capital employed for each segment has been allocated proportionate to the assets of the segment.

4. Figures of the previous periods have been regrouped/reclassified wherever considered necessary to conform to current period classification.



(Head Office: Bengaluru - 2)


STATEMENT OF ASSETS AND LIABILITIES						
(₹. in Crore)						
PARTICULARS	STANDALONE			CONSOLIDATED		
	As on 31.12.2023	As on 31.12.2022	As on 31.03.2023	As on 31.12.2023	As on 31.12.2022	As on 31.03.2023
	(REVIEWED)	(REVIEWED)	(AUDITED)	(REVIEWED)	(REVIEWED)	(AUDITED)
CAPITAL AND LIABILITIES						
CAPITAL	1814.13	1814.13	1814.13	1814.13	1814.13	1814.13
RESERVES AND SURPLUS	82565.68	70828.25	71793.05	87474.85	75149.68	76239.62
MINORITY INTEREST		-	-	961.49	876.70	903.79
DEPOSITS	1262930.61	1163470.21	1179218.61	1262735.49	1163366.70	1179086.48
BORROWINGS	88490.11	55447.51	58089.79	88486.79	55424.55	58073.17
OTHER LIABILITIES AND PROVISIONS	33284.97	28023.99	34816.67	68478.43	57034.93	64912.37
TOTAL	1469085.50	1319584.09	1345732.25	1509951.18	1353666.69	1381029.56
ASSETS						
CASH & BALANCES WITH RESERVE BANK OF INDIA	66239.37	56598.77	54988.45	66254.24	56609.39	55045.29
BALANCES WITH BANKS AND MONEY AT CALL AND SHORT NOTICE	77878.63	75489.70	86434.75	78003.36	75610.29	86657.53
INVESTMENTS	343376.26	311475.95	319038.45	382897.42	344353.35	352892.65
ADVANCES	920646.67	816413.69	830672.55	920879.24	816650.95	830929.18
FIXED ASSETS	10207.22	10210.82	10230.67	10312.71	10310.04	10333.96
OTHER ASSETS	50737.35	49395.16	44367.38	51604.21	50132.67	45170.95
TOTAL	1469085.50	1319584.09	1345732.25	1509951.18	1353666.69	1381029.56



(Head Office: Bengaluru - 2)

Notes forming part of Standalone and Consolidated Financial Results for the quarter and nine months ended 31.12.2023.

1. The above financial results of the Bank for the quarter and nine months ended 31.12.2023 have been reviewed and recommended by the Audit Committee of the Board and approved by the Board of Directors in their respective meetings held on 24.01.2024. The results have been subjected to limited review by the Statutory Central Auditors of the Bank and in compliance with the guidelines issued by the Reserve Bank of India and as per the requirements of SEBI (Listing Obligations and Disclosure Requirements) Regulations, 2015 as amended.
2. The above financial results for the quarter and nine months ended 31.12.2023 have been arrived at after considering Provision for Standard Assets (including Covid-19 related Provisions), Non-performing Assets, Restructured Assets, Stressed Sector Accounts, Unhedged Foreign Currency Exposure, Income tax, Deferred tax, Depreciation on Investments and Fixed Assets, Employee Benefits, Other necessary Provisions and Contingencies as per RBI's specific directions, judicial pronouncements and applicable Accounting Standards issued by the Institute of Chartered Accountants of India. The Bank has applied its significant accounting policies in the preparation of these financial results that are consistent with those followed in the annual financial statements for the year ended on 31.03.2023.
3. The financial statements of the Bank for the quarter and nine months ended 31.12.2023 have been prepared in accordance with AS-25 "Interim Financial Reporting" issued by the Institute of Chartered Accountants of India.
4. The consolidated financial results are prepared in accordance with Accounting Standard 21 on "Accounting for Consolidated Financial Statements", Accounting Standard 23 on "Accounting for Investment in Associates" and Accounting Standard 27 on "Financial Reporting of Interest in Joint Ventures" issued by the Institute of Chartered Accountants of India and guidelines issued by the RBI.
5. The Provision for employee benefits and other usual necessary provisions including income tax have been made on estimated basis. These expenses have been allocated on proportionate basis and may be subject to adjustments in subsequent quarters.
6. In accordance with SEBI regulations, for the purpose of consolidated financial results for quarter and nine months ended 31.12.2023, minimum eighty percent (80%) of each of consolidated revenue, assets and profits have been subject to review.
7. The consolidated financial results (CFS) of the Group comprises the results of the following 8 (Eight) Subsidiaries, 5 (five) Associates including 4 (four) Regional Rural Bank (RRBs).



(Head Office: Bengaluru - 2)

SI No	Name of Company	Type of Incorporation	Country of Incorporation	Percentage of Ownership Interest
1	Canbank Venture Capital Fund Ltd	Subsidiary	India	100%
2	Canbank Financial Services Ltd	Subsidiary	India	100%
3	Canara Bank Securities Ltd	Subsidiary	India	100%
4	Canbank Factors Ltd	Subsidiary	India	70%
5	Canbank Computer Services Ltd	Subsidiary	India	69.14%
6	Canara Robeco Asset Management Company Ltd	Subsidiary	India	51%
7	Canara HSBC Life Insurance Company Ltd	Subsidiary	India	51%
8	Canara Bank (Tanzania) Ltd	Subsidiary	Tanzania	100%
9	Canfin Homes Ltd	Associate	India	29.99%
10	Karnataka Gramin Bank	Associate	India	35%
11	Kerala Gramin Bank	Associate	India	35%
12	Andhra Pragati Grameena Bank	Associate	India	35%
13	Karnataka Vikas Grameena Bank	Associate	India	35%


Higher Education Financing Agency (HEFA) is a joint venture of MHRD, Government of India (90.91%) and Canara Bank (9.09%) for financing towards creation of capital assets in premier educational institutions in India. HEFA is registered under Section 8 (Not-for-profit) under the Companies Act 2013 as a Union Govt company and as Non-deposit taking NBFC with RBI.

Since there is no right over the profits of Section 8 Company and considering the long term restrictions over transfer of funds by HEFA, the financials of the HEFA has not been considered in Consolidated Financial Statements of the Bank.

8. In accordance with RBI circular no. DBR.No.BP. BC.18/21.04.048/2018-19 dated 01.01.2019, DOR.No.BP.BC.34/21.4.048/2019-20 dated 11.02.2020 and DOR.No. BP.BC/4/ 21.04.048/ 2020-21 dated 06.08.2020, on "Relief for MSME borrowers either exempted or registered under Goods and Service Tax (GST)", the details of MSME Restructured Accounts as on 31.12.2023 is as under:

Number of Accounts Restructured	Amount as on 31.12.2023 (₹ in Crore)
24739	1410.78

9. As per RBI Letters No DBR.No.BP.15199/21.04.048/2016-17 and DBR. No.BP.BC. 1941/21.04.048/2017-18 dated June 23,2017 and August 28, 2017 respectively, for the accounts covered under the provisions of Insolvency and Bankruptcy Code (IBC), the Bank is holding total provision of ₹6385.87 Crore (100% of total outstanding of ₹6385.87 crore) as on 31.12.2023.



(Head Office: Bengaluru - 2)

10. Based on the available financial statements and the declaration from borrowers, the Bank has estimated the liability towards Unhedged Foreign Currency Exposure to their constituents in terms of RBI Circular DBOD.No.BP.BC.85/21.06.200/2013-14 dated 15.01.2014 and holds a provision of ₹31.32 Crore as on 31.12.2023.
11. In terms of RBI circular no. DOR.AUT.REC.12/22.01.001 /2022-23 dated April 7, 2022 on establishment of Digital Banking Units (DBUs) and reporting of Digital Banking Segment as a sub-segment of Retail Banking Segment under Accounting Standard - 17 "Segment Reporting", Bank has reported Digital Banking Segment as a sub-segment of Retail Banking Segment.
12. There were 4 borrower accounts having an aggregate exposure of ₹15.94 Crore, where resolution plans had been implemented under RBI's Resolution Framework 1.0 dated August 6, 2020 and now modified under RBI's Resolution Framework 2.0 dated May 5, 2021.
13. Details of Priority Sector Lending Certificate (PSLC) purchased and sold are as under:

Particulars	Units (in numbers)	Commission Paid/Earned (₹ in Crore)
PSLC-Purchased		
During Q3	NIL	-
Cumulative FY 2023-24	NIL	-
PSLC-Sold		
During Q3	NIL	-
Cumulative FY 2023-24	312962	1552.55

14. Provision Coverage Ratio of the Bank as on 31.12.2023 is 89.01%.
15. Pursuant to proposed bipartite agreement on wage revision (due with effect from November 1,2022), an estimated provision of ₹1432.17 Crore has been made towards wage revision for the nine months ended 31.12.2023, total provision amounting to ₹1816.65 Crore so far.
16. In accordance with the RBI guidelines, the Banks are required to make consolidated Pillar 3 disclosures including Leverage Ratio, Liquidity Coverage Ratio and Net Stable Funding Ratio (NSFR) under the Basel III framework. These disclosures will be made available at the following link at our Bank's website "www.canarabank.com".

"https://canarabank.com/User_page.aspx?menulevel=5&menuid=5&CatID=7".

These disclosures have not been subjected to review by the auditors.

17. Details of loans transferred /acquired during the quarter and nine months ended 31.12.2023 under the RBI Master Direction on transfer of loan exposures dated 24.09.2021 are given below: -

a) Bank has not transferred/acquired any Loans not in default during the quarter and nine months ended 31.12.2023.



(Head Office: Bengaluru - 2)


- b) The Bank has not acquired any Stressed Loans (NPAs)/ Special Mentioned Accounts (SMA) during the quarter and nine months ended 31.12.2023.
- c) Details of Stressed Loans (NPAs) transferred during the quarter and nine months ended 31.12.2023

(Amounts in ₹ Crore)

Particulars	To ARCs	To permitted Transferees	To other Transferees (Please Specify)
No. of Accounts	2		
Aggregate principal outstanding of loans transferred	787.37		
Weighted Average residual tenor of the loans transferred	Nil		
Net book value of the loans transferred (at the time of transfer)	787.37		Nil
Aggregate consideration	242.43		
Additional consideration realised in respect of accounts transferred in earlier years	Nil		

- d) Distribution of the SRs held by the Bank across the various categories of Recovery Ratings assigned to such SRs by the credit rating agencies as on 31.12.2023 is given as under:

Recovery Rating Band	Book Cost (₹. in Crore)
RR1	156.99
RR1+	4.95
RR2	88.97
RR3	9.68
RR4	91.27
RR5	155.96
NR	283.47
Rating Withdrawn	-
Total	791.29



(Head Office: Bengaluru - 2)

e) Quantum of excess provision reversed to the P & L account on account of sale of stressed loans: Nil

18. As per the RBI Circular DBR. No. BP. BC. 45/21.04.048/2018-19 dated 07.06.2019 on prudential framework for Resolution of Stressed Assets, Bank holds an additional provision of ₹736.61 Crore in 12 accounts as detailed below.



(₹. in Crore)					
Amount of loans impacted by RBI Circular (a)	Amount of loans to be classified as NPA (b)	Amount of loans as on 31.12.2023 out of (b) classified as NPA (c)	Provision held as on 31.03.2023 (d)	Additional provision/ (Reversal) made during period ended 31.12.2023 (e)	Provision held as on 31.12.2023 (f)
5080.43	4342.54	4342.54	1413.64	(677.03)	736.61

19. The current tax expenses and deferred tax expenses are determined in accordance with the provisions of the Income Tax Act, 1961 and as per the Accounting Standard 22- "Accounting for Taxes on Income" issued by the Institute of Chartered Accountants of India respectively after taking into account taxes paid at the foreign offices, which are based on the tax laws of respective jurisdictions.

20. During the quarter/nine months ended 31.12.2023, Bank has issued Basel III Compliant Additional Tier I Bonds aggregating to ₹1403.00 Crore through private placement. The Bank has not redeemed any of Basel III Compliant Tier I Bonds and Tier II Bonds due to maturity during the nine months period ended.

21. As per RBI Master Direction No RBI/DOR/2021-22/83 DOR.ACC.REC.No.45/21.04.018/2021-22 dated 30.08.2021 (updated as on 25.10.2023) on financial statements - Presentation and disclosures, divergence in the asset classification and provisioning, Banks should disclose divergences, if either or both of the following conditions are satisfied:

- (a) the additional provisioning for NPAs assessed by RBI as part of its supervisory process exceeds five per cent of the reported profit before provisions and contingencies for the reference period, and
- (b) the additional Gross NPAs identified by RBI as part of its supervisory process exceed five percent of the published incremental Gross NPAs for the reference period.



(Head Office: Bengaluru - 2)

(Revised from 10 per cent for disclosures required to be made in the financial statements up to the year ended March 31, 2023 to 5 per cent for disclosures required to be made in the financial statements for the year ending March 31, 2024, and onwards)

Divergences are within threshold limits in the Bank as specified above. Hence, no disclosure is required with respect to RBI's annual supervisory process for FY 2022-23.

22. Other income includes profit/loss on sale of assets, profit/loss on revaluation of investments (net), earnings from foreign exchange and derivative transactions, recoveries from accounts previously written off, dividend income etc.


23. As per RBI Circular no. RBI/DOR/ 2021-22/ 83 DOR. ACC. REC. No. 45/21.04.018/2021-22 dated August 30,2021 (Updated as on October 25,2023), the details of the item under Schedule 14 i.e. Other Income exceeding 1% of the total Income is as under:

For Period ended 31.12.2023	Item under the Sub Head/ Head	₹ in Crore	%
a) Any Item under the subhead "Miscellaneous Income under the head "Schedule14- Other Income" exceeds one percent of the total income.	Write Back in Technical Written Off Accounts	4049.38	4.32%
	Other Misc Income (mainly PSLC Comm)	3319.38	3.55%
	Service Charges	2243.64	2.40%
	Commission on Card Services	1143.12	1.22%

24. During the nine months' period ended 31.12.2023, the Reserve Bank of India has levied / imposed a penalty of ₹ 2.92 Crore & the same was paid to RBI. During the Quarter ended 31.12.2023, the penalty imposed is Nil.

25. Number of Investors' complaints received and disposed off during the quarter ended 31.12.2023

i)	Pending at the beginning of the quarter.	NIL
ii)	Received during the quarter	87
iii)	Resolved during the quarter	87
iv)	Lying unresolved at the end of the quarter	NIL




(Head Office: Bengaluru - 2)

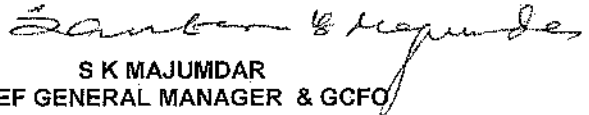
26. Figures for the corresponding periods have been regrouped/reclassified/rearranged wherever necessary.


DEEPAK KUMAR JENA
DIVISIONAL MANAGER


SHEIKH MOHD. WASEEM
DIVISIONAL MANAGER


DEEPESH DEVCHAND DEDHIA
ASST GENERAL MANAGER



DEEPAK SAXENA
DEPUTY GENERAL MANAGER


S K MAJUMDAR
CHIEF GENERAL MANAGER & GCFO


BHAVENDRA KUMAR
EXECUTIVE DIRECTOR


HARDEEP SINGH AHLUWALIA
EXECUTIVE DIRECTOR


ASHOK CHANDRA
EXECUTIVE DIRECTOR


DEBASHISH MUKHERJEE
EXECUTIVE DIRECTOR


K. SATYANARAYANA RAJU
MANAGING DIRECTOR & CHIEF EXECUTIVE OFFICER


VIJAY SRIRANGAN
CHAIRMAN

PARSHANT KUMAR GOYAL
DIRECTOR



R KESAVAN
DIRECTOR

NALINI PADMANABHAN
DIRECTOR



DIBAKAR PRASAD HARICHANDAN
DIRECTOR

BIMAL PRASAD SHARMA
DIRECTOR

(Head Office: Bengaluru - 2)




KARUNAKARA SHETTY
DIRECTOR




ABHA SINGH YADUVANSHI
DIRECTOR


For P A & ASSOCIATES
CHARTERED ACCOUNTANTS
FRN : 313085E



(P S PANDA)
PARTNER
MEMBERSHIP NO: 051092




For ARUN K AGARWAL & ASSOCIATES
CHARTERED ACCOUNTANTS
FRN : 003917N




(LOKESH KUMAR GARG)
PARTNER
MEMBERSHIP NO:413012



For SARATH & ASSOCIATES
CHARTERED ACCOUNTANTS
FRN : 005120S



(R LAKSHMI RAO)
PARTNER
MEMBERSHIP NO:029081




For K VENKATACHALAM AIYER & CO
CHARTERED ACCOUNTANTS
FRN : 004610S




(A GOPALAKRISHNAN)
PARTNER
MEMBERSHIP NO: 018159



For RODI DABIR & CO
CHARTERED ACCOUNTANTS
FRN : 108846W



(RUSHIKESH DESHPANDE)
PARTNER
MEMBERSHIP NO:114113



Place: Bengaluru
Date: 24.01.2024

P. A. & ASSOCIATES
CHARTERED ACCOUNTANTS

ARUN K AGARWAL & ASSOCIATES
CHARTERED ACCOUNTANTS

SARATH & ASSOCIATES
CHARTERED ACCOUNTANTS

K VENKATACHALAM AIYER & CO
CHARTERED ACCOUNTANTS

RODI DABIR & CO
CHARTERED ACCOUNTANTS

Independent Auditors' Limited Review Report on Unaudited Standalone Financial Results for the Quarter and Nine months ended 31st December, 2023 of Canara Bank pursuant to the Regulation 33 & Regulation 52 of the SEBI (Listing Obligations and Disclosure Requirements) Regulations, 2015, as amended

To
The Board of Directors,
Canara Bank,
Bengaluru

1. We have reviewed the accompanying statement of Unaudited Standalone Financial results ("the Statement") of Canara Bank ("the Bank") for the quarter and nine months ended 31st December, 2023 attached herewith, being submitted by the Bank pursuant to the requirement of Regulation 33 and 52 of SEBI (Listing Obligations and Disclosure Requirements) Regulations, 2015 as amended ("the Regulations"), except for the disclosures relating to Pillar 3 disclosure as at 31st December, 2023, including "leverage ratio" and "liquidity coverage ratio" under Basel III Capital Regulations as have been disclosed on the Bank's website and in respect of which a link has been provided in the financial results and have not been audited by us. Our responsibility is to express a conclusion on the statement based on our review.
2. This Statement, which is the responsibility of Bank's management and has been approved by the Bank's Board of Directors has been prepared in accordance with the recognition and measurement principles laid down in Accounting Standard 25 "Interim Financial Reporting" ("AS 25"), issued by the Institute of Chartered Accountants of India (ICAI), the relevant provisions of the Banking Regulation Act, 1949, the circulars, guidelines and directions issued by the Reserve bank of India (RBI) from time to time ("RBI Guidelines") and other accounting principles generally accepted in India.
3. We conducted our review of the Statement in accordance with the Standard on Review Engagements (SRE) 2410 - "Review of Interim Financial Information Performed by the Independent Auditor of the Entity", issued by the Institute of Chartered Accountants of India. This standard requires that we plan and perform the review to obtain moderate assurance as to whether the financial results are free of material misstatement. A review is limited primarily to inquiries of Bank personnel and analytical procedures applied to financial data



P. A. & ASSOCIATES
CHARTERED ACCOUNTANTS

ARUN K AGARWAL & ASSOCIATES
CHARTERED ACCOUNTANTS



SARATH & ASSOCIATES
CHARTERED ACCOUNTANTS

K VENKATACHALAM AIYER & CO
CHARTERED ACCOUNTANTS

RODI DABIR & CO
CHARTERED ACCOUNTANTS

and thus provides less assurance than an audit. We have not performed an audit and accordingly, we do not express an audit opinion.

4. These Unaudited Standalone Financial results incorporate relevant returns of 20 Domestic Branches, Card Division and Integrated Treasury Wing reviewed by us. In the conduct of our review, we have relied on the review reports in respect of non-performing assets received from inspection teams of the Bank for 525 Domestic Branches and 2 Foreign Branches. These review reports cover 51.38 percent of the total advance's portfolio of the Bank and 74.92 percent of the non-performing assets of the Bank. Apart from these review reports, in the conduct of our review, we have also relied upon various returns received from the un-reviewed 9040 Domestic Branches and 2 Foreign Branches of the Bank.
5. Based on our review conducted as above, subject to limitation in scope as mentioned in Para 3 and 4 above, nothing has come to our attention that causes us to believe that the accompanying statement of Unaudited Standalone Financial results prepared in accordance with applicable accounting standards and other recognized accounting practices and policies has not disclosed the information required to be disclosed in terms of Regulation 33 and Regulation 52 of the SEBI (Listing Obligations and Disclosure Requirements) Regulations, 2015, as amended including the manner in which it is to be disclosed, or that it contains any material misstatement or that it has not been prepared in accordance with the relevant prudential norms issued by the Reserve Bank of India in respect of income recognition, asset classification, provisioning and other related matters.
6. The unaudited standalone financial results of the bank for the corresponding nine months ended 31st December, 2022 were reviewed by five joint auditors of the bank, two of whom were predecessor audit firms and they had expressed an unmodified conclusion vide their report dated January 23, 2023 on such financial results.



P. A. & ASSOCIATES
CHARTERED ACCOUNTANTS

ARUN K AGARWAL & ASSOCIATES
CHARTERED ACCOUNTANTS

SARATH & ASSOCIATES
CHARTERED ACCOUNTANTS

K VENKATACHALAM AIYER & CO
CHARTERED ACCOUNTANTS

RODI DABIR & CO
CHARTERED ACCOUNTANTS

The standalone financial results of the bank for the year ended 31st March 2023, included in this statement, were audited by five joint auditors of the bank, two of whom were predecessor audit firms, and they had expressed an unmodified opinion on standalone financial results vide their report dated May 08, 2023.

Our conclusion is not modified in respect of this matter.



For P. A. & ASSOCIATES
CHARTERED ACCOUNTANTS
FRN: 313085E



(P S PANDA)
PARTNER

MEMBERSHIP NO: 051092
UDIN: 24051092BKGFP6062



For ARUN K AGARWAL & ASSOCIATES
CHARTERED ACCOUNTANTS
FRN: 003917N



(LOKESH KUMAR GARG)
PARTNER

MEMBERSHIP NO: 413012
UDIN: 24413012BKDZLE8400



For SARATH & ASSOCIATES
CHARTERED ACCOUNTANTS
FRN: 005120S



(R LAKSHMI RAO)
PARTNER

MEMBERSHIP NO: 029081
UDIN: 24029081BKEKWY4326



For K VENKATACHALAM AIYER & CO
CHARTERED ACCOUNTANTS
FRN: 004610S



(A GOPALAKRISHNAN)
PARTNER

MEMBERSHIP NO: 018159
UDIN: 24018159BKGFOB1496

For RODI DABIR & CO
CHARTERED ACCOUNTANTS
FRN: 108846W



(RUSHIKESH DESHPANDE)
PARTNER

MEMBERSHIP NO: 114113
UDIN: 24114113BKBPFI9314


Place : Bengaluru

Date : January 24, 2024

Independent Auditors` Limited Review Report on Unaudited Consolidated Financial Results for the Quarter and Nine month ended 31st December, 2023 of Canara Bank pursuant to the Regulation 33 and Regulation 52 of the SEBI (Listing Obligations and Disclosure Requirements) Regulations, 2015, as amended

To
The Board of Directors,
Canara Bank,
Bengaluru

1. We have reviewed the accompanying statement of unaudited consolidated financial results of Canara Bank ("the Parent"/"the Bank"), its subsidiaries (the Parent and its subsidiaries together referred to as "the Group"), and its share of the net profit after tax of its associates for the quarter and nine month ended 31st December, 2023 ("the Statement"), being prepared and submitted by the Parent pursuant to the requirements of Regulation 33 & Regulation 52 of the SEBI (Listing Obligations and Disclosure Requirements) Regulations, 2015 as amended ("the Regulations"). The disclosures relating to Pillar 3 disclosure as at 31st December, 2023, including Leverage Ratio, Liquidity Coverage Ratio and Net Stable Funding Ratio (NSFR) under Basel III Capital Regulations as have been disclosed on the Bank's website and in respect of which a link has been provided in the Statement, have not been reviewed by us. Our responsibility is express a conclusion on the statement based on our review.
2. This Statement, which is the responsibility of the Parent's Management and approved by the Parent's Board of Directors, has been prepared in accordance with the recognition and measurement principles laid down in Accounting Standard 25 "Interim Financial Reporting" ("AS 25"), issued by The Institute of Chartered Accountants of India ("ICAI"), the relevant provisions of the Banking Regulation Act, 1949, the circulars, guidelines and directions issued by the Reserve Bank of India (RBI) from time to time ("RBI Guidelines") and other accounting principles generally accepted in India. Our responsibility is to express a conclusion on the Statement based on our review.
3. We conducted our review of the Statement in accordance with the Standard on Review Engagements (SRE) 2410 "Review of Interim Financial Information Performed by the Independent Auditor of the Entity", issued by the Institute of Chartered Accountants of India. This standard requires that we plan and perform the review to obtain moderate





assurance as to whether the financial results are free of material misstatement. A review is limited primarily to inquiries of bank personnel and applying analytical and other review procedures to financial data and thus provides less assurance than an audit. We have not performed an audit and accordingly, we do not express an audit opinion.

We also performed procedures in accordance with the circular issued by the SEBI under Regulation 33 (8) of the SEBI (Listing Obligations and Disclosure Requirements) Regulations, 2015, as amended, to the extent applicable.

4. The Statement includes the results of the following entities:

Name of the Entity	Relationship
Canara Bank	Parent
Canbank Financial Services Limited	Subsidiary
Canbank Factors Limited	Subsidiary
Canara Robeco Asset Management Company Limited	Subsidiary
Canbank Computer Services Limited	Subsidiary
Canara Bank Securities Limited	Subsidiary
Canara HSBC Life Insurance Company Limited	Subsidiary
Canbank Venture Capital Fund Limited	Subsidiary
Canara Bank (Tanzania) Limited	Subsidiary
Canfin Homes Limited	Associate
Karnataka Gramin Bank	Associate
Kerala Gramin Bank	Associate
Andhra Pragathi Grameena Bank	Associate
Karnataka Vikas Grameena Bank	Associate

5. Based on our review conducted and procedures performed as stated in paragraph 3 above and based on the consideration of the review reports of inspection teams and reports of other auditors referred to in paragraph 6 below, nothing has come to our attention that causes us to believe that the accompanying Statement, prepared in accordance with the recognition and measurement principles laid down in the aforesaid Accounting Standard(s), RBI Guidelines and other accounting principles generally accepted in India, has not disclosed the information required to be disclosed in terms of Regulation 33 and Regulation 52 of the SEBI (Listing Obligations and Disclosure Requirements) Regulations, 2015, as amended, including the manner in which it is to be disclosed or that it contains



any material misstatement or that it has not been prepared in accordance with the relevant guidelines/directions/prudential norms issued by the Reserve Bank of India in respect of income recognition, asset classification, provisioning and other related matters.

6. We did not review the interim financial results of 527 (including 2 Overseas) Branches included in the unaudited standalone financial results of the Parent included in the Group, whose results reflect Total Advances of Rs.177626.79 crores as at 31st December, 2023 and Total Revenue of Rs.6621.03 Crores and Rs. 15979.00 Crores respectively for the quarter and nine months ended 31st December, 2023. The interim financial results of these branches have been reviewed by local auditors/inspection teams of the Bank whose reports have been furnished to us, and our conclusion in so far as it relates to the amounts and disclosures included in respect of these branches, is based solely on the report of such local auditors/inspection teams and the procedures performed by us as stated in paragraph 3 above.


We did not review the interim financial results of 8 subsidiaries included in the unaudited consolidated financial results, whose results reflect Total Advances of Rs. 755.12 crores as at 31st December, 2023 and Total Revenues of Rs.1782.53 Crores and Rs.4581.99 Crores for the quarter and nine months period ended 31st December, 2023 respectively, as considered in the unaudited consolidated financial results.

The unaudited consolidated financial results also include the Group's share of net profit after tax of Rs.112.52 Crores and Rs.370.60 Crores respectively for the quarter and nine months period ended 31st December, 2023, in respect of 2 associates, whose interim financial result has not been reviewed by us.

The above interim financial results have been reviewed by other auditors whose reports have been furnished to us by the Management of Parent and our conclusion on the Statement, in so far as it relates to the amounts and disclosures included in respect of these subsidiaries and associates, is based solely on the reports of the other auditors and the procedures performed by us as stated in paragraph 3 above.

Our Conclusion on the statement is not modified in respect of the above matter.

7. The unaudited consolidated financial results include the interim financial results of 9042 (including 2 overseas) branches which have not been reviewed and are included in the unaudited standalone financial results of the Parent included in the Group, whose results reflect Total Advances of Rs.439078.46 Crores as at 31st December, 2023 and Total Revenue of Rs.10194.99 Crores and Rs.32781.48 Crores respectively for the quarter and



nine months period ended 31st December, 2023, as considered in the respective unaudited standalone financial results of the Parent included in the Group.

The unaudited consolidated financial results also include the Group's share of net profit/(loss) after tax of Rs.(-) 24.23 Crores and Rs.50.47 Crores respectively for the quarter and nine months period ended 31st December, 2023, as considered in the unaudited consolidated financial results, in respect of 3 associates, based on their interim financial results which have not been reviewed by their auditors.

According to the information and explanations given to us by the Management, the above interim financial results are not material to the Group.

Our Conclusion on the statement is not modified in respect of the above matter.

8. The auditors of Canara HSBC Life Insurance Company Ltd., a subsidiary, have reported that the actuarial valuation of liabilities for life policies in force is the responsibility of the Company's Appointed Actuary (the Appointed Actuary). The actuarial valuation of these liabilities for life policies in force and for policies in respect of which premium has been discontinued but liability exists as at 31st December, 2023 has been duly certified by the Appointed Actuary. The Appointed Actuary has also certified that the method and assumptions used for such valuations are in accordance with the guidelines and norms issued by the Insurance Regulatory and Development Authority of India (IRDAI) and the Institute of Actuaries of India in concurrence with the Authority.

Further, the concerned Component Auditor has reported that they had relied upon the Appointed Actuary's certificate in this regard for forming their opinion on the valuation of liabilities for life policies in force and for policies in respect of which premium has been discontinued but liability exists as contained in the interim financial information of the company.

Our Conclusion on the statement is not modified in respect of the above matter.

9. The unaudited consolidated financial results of the bank for the corresponding nine months ended 31st December, 2022 were reviewed by five joint auditors of the bank, two of whom were predecessor audit firms and they had expressed an unmodified conclusion vide their report dated January 23, 2023 on such financial results.



P. A. & ASSOCIATES
CHARTERED ACCOUNTANTS

ARUN K AGARWAL & ASSOCIATES
CHARTERED ACCOUNTANTS

SARATH & ASSOCIATES
CHARTERED ACCOUNTANTS

K. VENKATACHALAM AIYER & CO
CHARTERED ACCOUNTANTS

RODI DABIR & CO
CHARTERED ACCOUNTANTS

The consolidated financial results of the bank for the year ended 31st March 2023, included in this statement, were audited by five joint auditors of the bank, two of whom were predecessor audit firms, and they had expressed an unmodified opinion on consolidated financial results vide their report dated May 08, 2023.

Our conclusion is not modified in respect of this matter.

For P. A. & ASSOCIATES
CHARTERED ACCOUNTANTS
FRN : 313085E

For ARUN K AGARWAL & ASSOCIATES
CHARTERED ACCOUNTANTS
FRN : 003917N

For SARATH & ASSOCIATES
CHARTERED ACCOUNTANTS
FRN : 005120S


(HARAMOHAN DAS)
PARTNER
MEMBERSHIP NO : 063523
UDIN: 24063523BKGFNT9942




(LOKESH KUMAR)
PARTNER
MEMBERSHIP NO: 413012
UDIN: 24413012BKDZLF3398






(R LAKSHMI RAO)
PARTNER
MEMBERSHIP NO: 029081
UDIN: 24029081BKEKWZ6245





For K. VENKATACHALAM AIYER & CO
CHARTERED ACCOUNTANTS
FRN : 004610S

For RODI DABIR & CO
CHARTERED ACCOUNTANTS
FRN : 108846W


(A GOPALAKRISHNAN)
PARTNER
MEMBERSHIP NO: 018159
UDIN: 24018159BKGF0C7994




(RUSHIKESH DESHPANDE)
PARTNER
MEMBERSHIP NO: 114113
UDIN: 24114113BKBP6J6429



Place : Bengaluru

Date : January 24, 2024

To
The Debenture Trustees / Stock Exchanges

Certificate with reference to Security Cover/ Covenants in respect of Listed Unsecured Debt Securities for the Quarter ended 31.12.2023

Ref: Regulation 54(2) read with regulation 56 (1) (d) of SEBI (LODR) Regulation, 2015 (as amended from time to time) & SEBI/HO/MIRSD/MIRSD_CRADT/CIR/P/2022/67 dated 19.05.2022

Based on examination of books of accounts and other relevant records/documents, we hereby certify that

- a) The listed entity has vide its Board Resolution and information memorandum/ offer document and under various Debenture Trust Deeds, has issued the following listed unsecured debt securities:

ISIN	Private Placement/ Public Issue	Secured/Unsecured	Sanctioned Amount (in Cr)
INE476A09249	Private placement	Unsecured	1,500.00
INE476A09256	Private placement	Unsecured	1,000.00
INE667A08013	Private placement	Unsecured	750.00
INE476A08035	Private placement	Unsecured	1,500.00
INE667A08021	Private placement	Unsecured	400.00
INE667A08039	Private placement	Unsecured	1,000.00
INE667A08047	Private placement	Unsecured	750.00
INE476A09264	Private placement	Unsecured	1,500.00
INE476A08043	Private placement	Unsecured	900.00
INE476A08050	Private placement	Unsecured	3,000.00
INE476A08076	Private placement	Unsecured	3,000.00
INE476A08084	Private placement	Unsecured	1,012.00
INE476A08092	Private placement	Unsecured	169.10



INE476A08100	Private placement	Unsecured	1,635.00
INE476A08118	Private placement	Unsecured	120.00
INE476A08126	Private placement	Unsecured	1,500.00
INE476A08134	Private placement	Unsecured	1,500.00
INE476A08142	Private placement	Unsecured	2,500.00
INE476A08159	Private placement	Unsecured	1,000.00
INE476A08167	Private placement	Unsecured	2,000.00
INE476A08175	Private placement	Unsecured	2,000.00
INE476A08183	Private placement	Unsecured	2,000.00
INE476A08191	Private placement	Unsecured	5000.00
INE476A08209	Private placement	Unsecured	5000.00
INE476A08217	Private placement	Unsecured	1403.00
Grand Total			42,139.10

b) Security Cover for listed unsecured debt securities:

As per Annexure attached.



Column A	Column B	Column C i	Column D ii	Column E iii	Column F iv	Column G v	Column H vi	Column I vii	Column J	Column K	Column L	Column M	Column N	Column O	Column P
Particulars	Description of asset for which this certificate relate	Exclusive Charge	Exclusive Charge	Pari-Passu Charge	Pari-Passu Charge	Pari-Passu Charge	Assets not offered as Security	Elimination (amount in negative)	(Total C to H)	Related to only those items covered by this certificate					Unsecured Bonds
		Debt for which this certificate being issued	Other Secured Debt	Debt for which this certificate being issued	Assets shared by pari passu debt holder (includes debt for which this certificate is issued & other debt)	Other assets on which there is pari-Passu charge (excluding items covered)		debt amount considered more than once (due to exclusive plus pari passu charge)		Market Value for Assets charged on Exclusive basis	Carrying /book value for exclusive charge assets where market value is not ascertainable or applicable (For Eg. Bank Balance, DSRA market value is not applicable)		Market Value for Pari passu charge Assets**	Carrying value/book value for pari passu charge assets where market value is not ascertainable or applicable (For Eg. Bank Balance, DSRA market value is not applicable)	Total Value(=K+L+M+N)
		Book Value	Book Value	Yes/ No	Book Value	Book Value									
ASSETS															
Property, Plant and Equipment															Please refer Annexure I for Calculation of Security Cover ratio for Unsecured Bonds
Capital Work-in-Progress															
Right of Use Assets															
<div style="border: 1px solid black; padding: 10px; display: inline-block;">NIL</div>															



Goodwill																				
Intangible Assets																				
Intangible Assets under Development																				
Investments																				
Loans																				
Inventories																				
Trade Receivable s																				
Cash and Cash Equivalents																				
Bank Balances other than Cash and Cash Equivalents																				
Others																				
Total																				
LIABILITIES																				
Debt securities to which this certificate pertains																				
Other debt sharing pari-passu charge with above debt																				
Other Debt																				
Subordinated debt																				

NIL

not to be filled

Borrowings																		
Bank																		
Debt Securities																		
Others																		
Trade payables																		
Lease Liabilities																		
Provisions																		
Others																		
Total							NIL											
Cover on Book Value																		
Cover on Market Value ^{ix}																		
		Exclusive Security Cover Ratio			Pari-Passu Security Cover Ratio													



- i This column shall include book value of assets having exclusive charge and outstanding book value of debt for which this certificate is issued.
- ii This column shall include book value of assets having exclusive charge and outstanding book value of all corresponding debt other than column C.
- iii This column shall include debt for which this certificate is issued having any pari passu charge - Mention Yes, else No.
- iv This column shall include a) book value of assets having pari-passu charge b) outstanding book value of debt for which this certificate is issued and c). other debt sharing pari-passu charge along with debt for which certificate is issued.
- v This column shall include book value of all other assets having pari passu charge and outstanding book value of corresponding debt.
- vi This column shall include all those assets which are not charged and shall include all unsecured borrowings including subordinated debt and shall include only those assets which are paid-for.
- vii In order to match the liability amount with financials, it is necessary to eliminate the debt which has been counted more than once (included under exclusive charge column as also under pari passu). On the assets side, there shall not be elimination as there is no overlap.
- viii Assets which are considered at Market Value like Land, Building, Residential/ Commercial Real Estate to be stated at Market Value. Other assets having charge to be stated at book value/Carrying Value.
- ix The market value shall be calculated as per the total value of assets mentioned in Column O.



Annexure – I

Calculation of Security / Asset Cover for listed unsecured debt securities

- i. The financial information as on 31-12-23 has been extracted from the books of accounts for the period ended 31-12-23 and other relevant records of the listed entity;
- ii. The assets of the listed entity provide coverage of times of the interest and principal amount, which is in accordance with the terms of issue/ debenture trust deed (calculation as per statement of asset cover ratio for the Secured debt securities - table – I): **Not Applicable**
- iii. The total assets of the listed entity provide coverage of 1.78 times of the principal, which is in accordance with the terms of issue (calculation as per statement of asset coverage ratio available for the unsecured debt securities - table – II) (as per requirement of Regulation 54 read with Regulation 56(I)(d) of LODR Regulations).

Table –I:

Sr. No.	Particulars		Amount
i.	Total assets available for secured Debt Securities ⁷ – (secured by either pari-passu or exclusive charge on assets)	A	NA
	Property Plant & Equipment (Fixed assets) - movable/immovable property etc.		NA
	Loans /advances given (net of provisions, NPAs and sell down portfolio), Debt Securities, other credit extended etc		NA
	Receivables including interest accrued on Term loan/ Debt Securities etc		NA
	Investment(s)		NA
	Cash and cash equivalents and other current/ Non-current assets		NA
ii.	Total borrowing through issue of secured Debt Securities (secured by either	B	NA
	Debt Securities (Provide details as per table below)		
	IND - AS adjustment for effective Interest rate on secured Debt Securities		
	Interest accrued/payable on secured Debt Securities		
iii.	Asset Coverage Ratio (100% or higher as per the terms of offer document/information	A/B	NA



ISIN wise details

Rs. In Crore

Sl.	ISIN	Facility	Type of charge	Sanctioned Amount	Outstanding Amount As on 31-12-23	Cover Required	Assets Required
1	INE476A09249	Basel III Tier II	N.A	1,500.00	1,500.00	Nil	Nil
2	INE476A09256	Basel III Tier II	N.A	1,000.00	1,000.00	Nil	Nil
3	INE667A08013	Basel III Tier II	N.A	750.00	750.00	Nil	Nil
4	INE476A08035	Basel III AT-1	N.A	1,500.00	1,500.00	Nil	Nil
5	INE667A08021	Basel III Tier II	N.A	400.00	400.00	Nil	Nil
6	INE667A08039	Basel III Tier II	N.A	1,000.00	1,000.00	Nil	Nil
7	INE667A08047	Basel III Tier II	N.A	750.00	750.00	Nil	Nil
8	INE476A09264	Basel III Tier II	N.A	1,500.00	1,500.00	Nil	Nil
9	INE476A08043	Basel III Tier II	N.A	900.00	900.00	Nil	Nil
10	INE476A08050	Basel III Tier II	N.A	3,000.00	3,000.00	Nil	Nil
11	INE476A08076	Basel III Tier II	N.A	3,000.00	3,000.00	Nil	Nil
12	INE476A08084	Basel III AT-1	N.A	1,012.00	1,012.00	Nil	Nil
13	INE476A08092	Basel III AT-1	N.A	169.10	169.10	Nil	Nil
14	INE476A08100	Basel III AT-1	N.A	1,635.00	1,635.00	Nil	Nil
15	INE476A08118	Basel III AT-1	N.A	120.00	120.00	Nil	Nil
16	INE476A08126	Basel III AT-1	N.A	1,500.00	1,500.00	Nil	Nil
17	INE476A08134	Basel III AT-1	N.A	1,500.00	1,500.00	Nil	Nil
18	INE476A08142	Basel III Tier II	N.A	2,500.00	2,500.00	Nil	Nil
19	INE476A08159	Basel III AT-1	N.A	1,000.00	1,000.00	Nil	Nil
20	INE476A08167	Basel III AT-1	N.A	2,000.00	2,000.00	Nil	Nil
21	INE476A08175	Basel III Tier II	N.A	2,000.00	2,000.00	Nil	Nil
22	INE476A08183	Basel III AT-1	N.A	2,000.00	2,000.00	Nil	Nil
23	INE476A08191	LTB 2023-1	N.A	5000.00	5000.00	Nil	Nil
24	INE476A08209	LTB 2023-2	N.A	5000.00	5000.00	Nil	Nil
25	INE476A08217	BASEL III AT I	N.A	1403.00	1403.00	Nil	Nil
Grand Total				42139.10	42139.10		



Table-II

S.N.	Particulars		Amount (Rs. In Crore)
i.	Net assets of the listed entity available for unsecured lenders (Property Plant & Equipment (excluding intangible assets and prepaid expenses) + Investments + Cash & Bank Balances + Other current/ Non-current assets excluding deferred tax assets (-) Total assets available for secured lenders/creditors on pari passu/exclusive charge basis under the above heads (-) unsecured current/ non-current liabilities (-) interest accrued/ payable on unsecured borrowings)	A	85069.01
ii.	Total Borrowings (unsecured)	B	
	<input type="checkbox"/> Term loan		
	<input type="checkbox"/> Non-convertible Debt Securities		
	<input type="checkbox"/> CC/ OD Limits		
	<input type="checkbox"/> Other Borrowings		47845.40
	<input type="checkbox"/> IND - AS adjustment for effective Interest rate on unsecured borrowings		
iii.	Assets Coverage Ratio (100% or higher as per the terms of Offer Document/Information Memorandum/ Debenture Trust Deed)	(A/B)	1.78



c) Compliance of all the covenants / terms of the issue in respect of listed debt securities Information under SEBI (LISTING OBLIGATION & DISCLOSURE REQUIREMENTS) Regulation, 2015 in terms of the provision of regulation 56(1)(d) as amended from time to time – Covenant Compliance Certificate as on 31-12-2023

We have examined the compliances made by the Bank in respect of the covenants / terms of the issue of the listed debt securities and certify that the covenants/terms of the issue have been complied by the Bank.

Based on the examination of the books of accounts and other relevant records/documents, we hereby certify that:

We certify that the company has complied with all the covenant/terms of the issue mentioned in the offer document/ Information Memorandum and/or Debenture Trust Deed for the above mentioned Non-convertible debt securities.


Further, please find below list of the covenant which the company has failed to comply for the quarter:

Covenant	Document reference	Date of breach	Cure period (if any)
NIL			

Sign & Stamp of Statutory Auditor

For P A & ASSOCIATES
Chartered Accountants
F.R. No. – 313085E




24.01.2024.

CA BRAJA NANDA DASH
PARTNER
M. No. – 062142
UDIN:24062142BKAOMY7107

Place: BENGALURU
Date: 24.01.2024